

Scaled data based on original data using  
LM-79-08 Approved Method: Electrical and Photometric Measurements of Solid-  
State Lighting Products

Test Report Prepared for  
Cooper Lighting Solutions  
(formerly Eaton)

Brand: STREETWORKS

Report Number: P194409

Luminaire Tested: **GAN-AF-01-LED-U-SL2-7060-600-ADJ**

Issue Date: 3/3/2020

**Test Information**

Test Method: LM-79-08  
Report Number: P194409  
TEST IS SCALED FROM IESNA LM-79-08 TEST DATA (P24286)  
Test Lab: INNOVATION CENTER P2  
Issue Date: 3/3/2020  
Manufacturer: COOPER LIGHTING SOLUTIONS (FORMERLY EATON)  
Product Line: STREETWORKS  
Catalog Number: GAN-AF-01-LED-U-SL2-7060-600-ADJ  
Description: GALLEON AREA AND ROADWAY LUMINAIRE  
(1) 70 CRI, 5700K, 615mA LIGHTSQUARE WITH 16 LEDS EACH AND TYPE II SPILL  
LIGHT ELIMINATOR OPTICS  
Light Source: -  
Ballast/Driver: ELECTRONIC DRIVER

**Summary**

Lumens per Lamp: N/A  
Luminaire Lumens: 4022 lumens  
Efficiency: N/A  
Efficacy: 118.3 lumens/watt  
Luminous Opening: Rectangular (W 0.5' x L: 0.5' x H: 0')  
IES Classification: Type II - Short - Semi-Cutoff  
BUG Rating: B1 - U0 - G1

Input Watts (W): 34  
Input Voltage (V): NR  
Input Current (Ain): NR  
Voltage Rise (V): NR  
Power Factor: NR  
Total Harmonic Distortion (THDi): NR  
Frequency (hertz): 60  
Stabilization Time: NR  
Operation Time: NR  
Ambient Temperature (°C): NR  
Test Distance: 28.75 FT

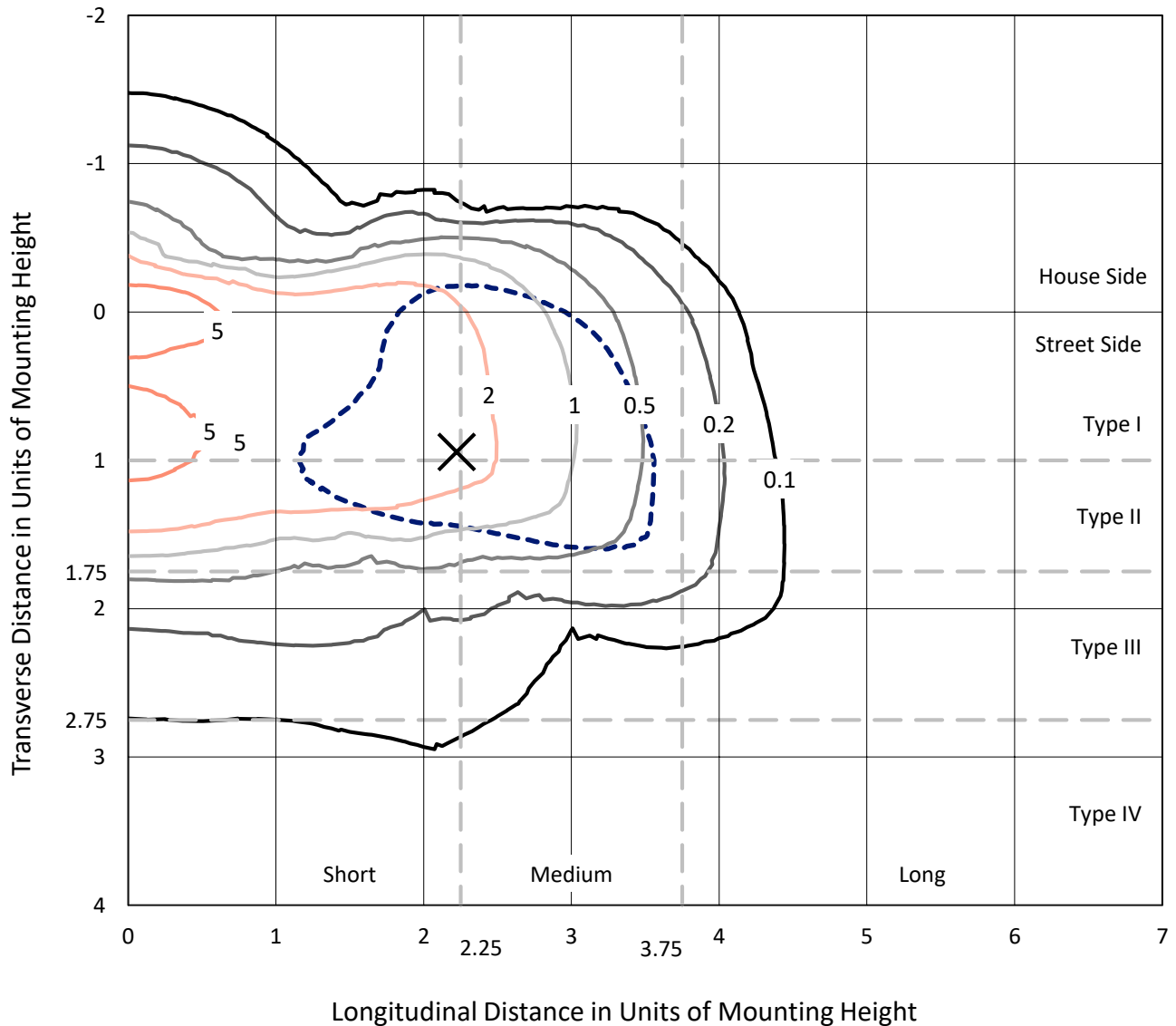


REPORT NUMBER: P194409

CATALOG NUMBER: GAN-AF-01-LED-U-SL2-7060-600-ADJ

### Iso-Footcandle Lines of Horizontal Illumination

× Max cd  
 - - - 1/2 Max cd

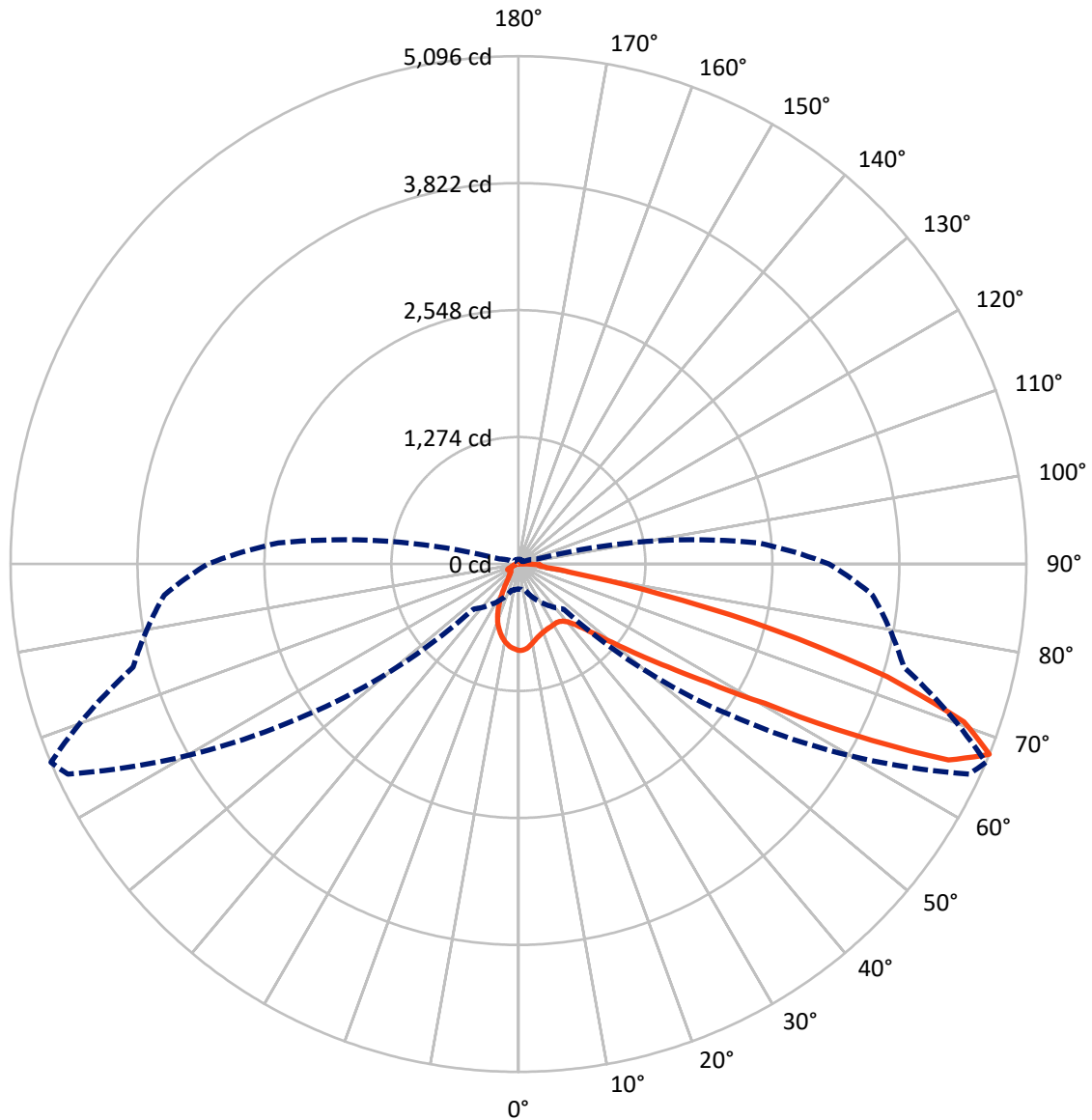


Based on 10 foot mounting height. Maximum calculated value = 8.7 fc  
 Type II - Short - Semi-Cutoff

REPORT NUMBER: P194409

CATALOG NUMBER: GAN-AF-01-LED-U-SL2-7060-600-ADJ

### Luminous Intensity Polar Plot



— Vertical Plane Through 67-Deg Lateral    - - - Horizontal Cone Through 67.5-Deg Vertical

REPORT NUMBER: P194409

CATALOG NUMBER: GAN-AF-01-LED-U-SL2-7060-600-ADJ

**FLUX DISTRIBUTION:**

		Downward	Upward	Total
<b>House Side</b>	Lumens	666.4	0.0	666.4
	% Fixture	16.6	0.0	16.6
<b>Street Side</b>	Lumens	3355.6	0.0	3355.6
	% Fixture	83.4	0.0	83.4
<b>Total</b>	Lumens	4022.0	0.0	4022.0
	% Fixture	100.0	0.0	100.0

**Coefficient of Utilization**

**ZONAL LUMENS:**

Zone	Lumens	% Fixture
0°-10°	74.0	1.8
10°-20°	171.3	4.3
20°-30°	232.1	5.8
30°-40°	330.0	8.2
40°-50°	552.1	13.7
50°-60°	873.5	21.7
60°-70°	1112.7	27.7
70°-80°	582.8	14.5
80°-90°	93.5	2.3
90°-100°	0.0	0.0
100°-110°	0.0	0.0
110°-120°	0.0	0.0
120°-130°	0.0	0.0
130°-140°	0.0	0.0
140°-150°	0.0	0.0
150°-160°	0.0	0.0
160°-170°	0.0	0.0
170°-180°	0.0	0.0
0°-90°	4022.0	100.0
0°-180°	4022.0	100.0



REPORT NUMBER: P194409

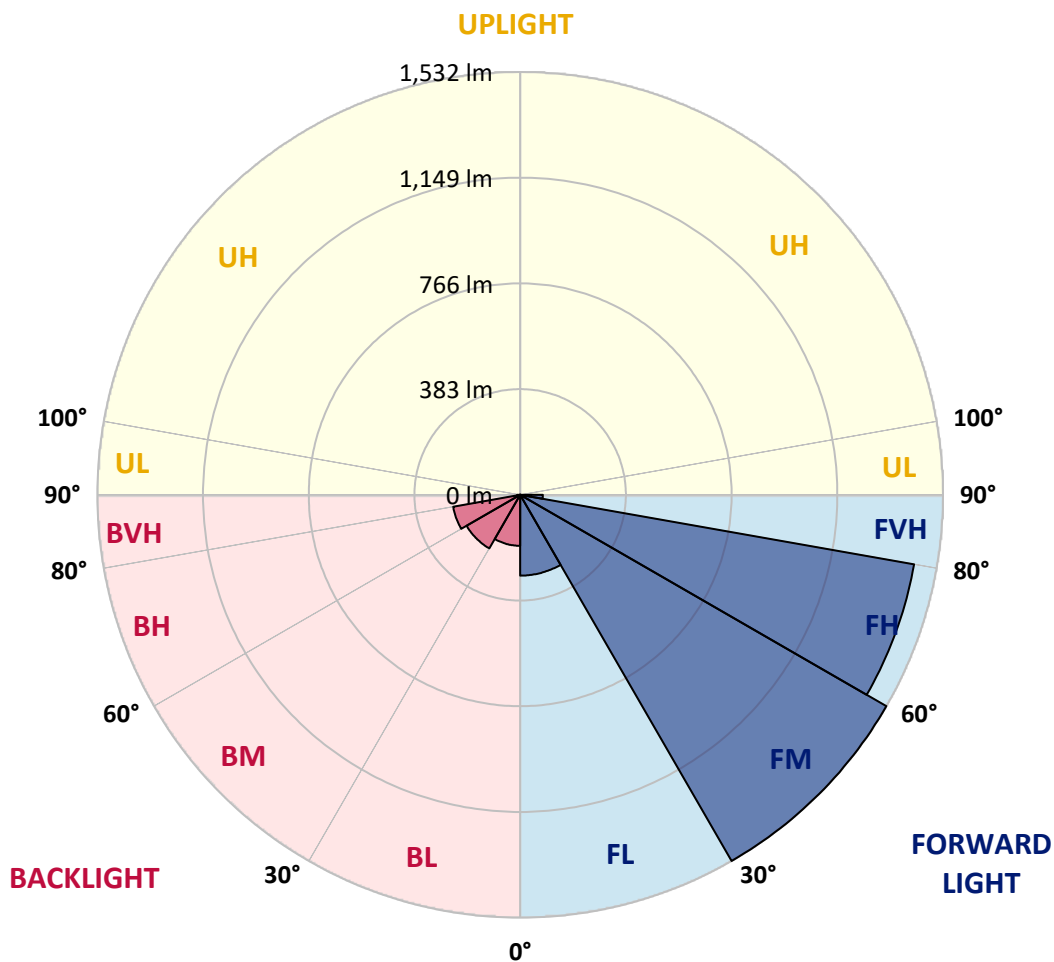
CATALOG NUMBER: GAN-AF-01-LED-U-SL2-7060-600-ADJ

**LUMINAIRE CLASSIFICATION SYSTEM LUMEN TABLE AND BUG RATING:**

Zone	Lumens	% Fixture	Zone Rating/Lumen Limit		
			B	U	G
FL (0°-30°)	292.7	7.3			
FM (30°-60°)	1531.7	38.1			
FH (60°-80°)	1449.0	36.0			G1/1800
FVH (80°-90°)	82.2	2.0			G1/100
BL (0°-30°)	184.7	4.6	B1/500		
BM (30°-60°)	223.9	5.6	B1/1000		
BH (60°-80°)	246.5	6.1	B1/500		G1/500
BVH (80°-90°)	11.3	0.3			G1/100
UL (90°-100°)	0.0	0.0		U0/0	
UH (100°-180°)	0.0	0.0		U0/0	

**BUG Rating: B1-U0-G1**

Type II Short





REPORT NUMBER: P194409

CATALOG NUMBER: GAN-AF-01-LED-U-SL2-7060-600-ADJ

**CANDELA DISTRIBUTION (FULL):**

	0°	5°	15°	25°	35°	45°	55°	65°	67°	75°	85°
0°	867.5	867.5	867.5	867.5	867.5	867.5	867.5	867.5	867.5	867.5	867.5
2.5°	831.8	833.2	837.6	840.4	852.9	858.2	862.0	865.8	866.3	868.1	866.3
5°	744.6	747.5	755.7	764.8	789.0	808.0	828.1	848.9	852.7	866.1	869.9
7.5°	676.9	676.1	682.9	693.8	718.6	745.0	780.1	821.5	829.7	860.0	874.7
10°	627.5	627.0	634.1	645.4	669.0	694.0	733.7	790.4	801.9	850.3	879.2
12.5°	591.1	591.2	598.4	610.9	634.9	660.1	700.3	760.2	774.9	839.0	884.0
15°	566.9	568.4	574.2	587.5	610.9	636.1	675.5	737.6	754.1	830.0	889.4
17.5°	558.7	561.3	563.3	573.0	593.0	618.2	656.9	721.0	738.4	823.9	894.1
20°	566.3	569.2	565.5	568.8	581.5	603.7	642.2	707.9	725.7	817.0	894.7
22.5°	598.6	601.4	590.3	580.5	579.7	593.2	630.1	697.6	716.0	811.8	894.9
25°	655.5	657.3	638.7	616.0	594.0	589.5	621.6	690.4	710.1	807.2	891.1
27.5°	725.3	726.7	705.3	672.0	627.7	598.4	618.6	686.3	706.7	803.3	884.8
30°	810.2	816.8	788.0	746.0	681.5	624.8	624.6	684.1	702.9	796.5	872.3
32.5°	897.1	899.9	880.0	837.4	753.9	671.2	641.2	685.7	701.9	788.4	856.4
35°	985.2	988.7	975.8	941.5	852.9	739.2	673.8	695.0	708.1	785.6	845.3
37.5°	1099.2	1104.0	1086.1	1046.4	973.3	831.4	727.9	718.4	726.9	793.6	841.9
40°	1279.5	1277.3	1225.1	1166.0	1104.9	949.4	805.3	758.1	763.0	819.1	852.3
42.5°	1489.3	1484.0	1394.1	1301.3	1249.7	1092.3	907.6	826.9	825.9	869.5	888.6
45°	1656.7	1652.4	1571.4	1457.0	1415.7	1254.9	1039.9	929.4	922.1	949.4	955.6
47.5°	1747.4	1747.6	1701.0	1607.5	1606.5	1461.6	1209.9	1077.8	1065.1	1078.0	1071.4
50°	1715.6	1719.8	1714.8	1685.1	1780.7	1732.5	1431.8	1284.6	1259.1	1271.8	1246.6
52.5°	1562.1	1567.5	1596.8	1642.4	1853.9	2060.0	1757.9	1541.7	1511.9	1507.4	1479.4
55°	1290.0	1296.5	1356.4	1480.4	1793.0	2279.9	2272.4	1869.3	1821.9	1778.9	1767.0
57.5°	889.2	900.1	996.5	1180.5	1596.0	2346.4	2885.0	2336.4	2240.0	2089.7	2092.5
60°	501.2	513.9	627.5	794.7	1198.6	2274.2	3351.1	3043.9	2840.4	2453.7	2474.3
62.5°	318.7	332.4	418.7	552.2	719.2	1885.4	3542.1	4027.5	3769.0	2902.3	2922.5
65°	258.0	264.0	304.6	455.8	522.2	1135.9	3397.2	4837.7	4741.3	3471.7	3377.3
67.5°	251.9	253.9	274.9	382.6	500.8	638.5	2709.7	4989.2	5096.1	4003.5	3566.7
70°	248.9	255.9	309.8	365.1	479.6	538.5	1628.4	4573.9	4742.7	4142.5	3314.6
72.5°	120.8	120.4	155.9	330.2	540.3	558.5	836.6	3700.8	3870.2	3588.9	2723.8
75°	97.4	89.1	85.1	121.0	519.5	576.8	533.1	2546.5	2669.1	2406.3	1674.4
77.5°	92.4	82.5	75.6	75.8	219.6	611.7	451.6	1409.4	1445.1	1086.9	458.8
80°	76.6	67.4	62.5	70.4	106.3	582.5	488.3	637.9	585.3	267.0	152.7
82.5°	53.2	48.4	47.0	59.1	85.1	415.1	567.8	342.7	287.4	133.7	94.2
85°	33.9	29.0	32.1	43.0	66.2	191.6	584.9	267.2	212.4	84.9	53.2
87.5°	15.7	12.7	15.9	23.8	43.2	66.0	556.5	300.1	218.8	44.8	33.5
90°	0.0	0.0	0.0	0.0	0.0	0.0	0.0	0.0	0.0	0.0	0.0



REPORT NUMBER: P194409

CATALOG NUMBER: GAN-AF-01-LED-U-SL2-7060-600-ADJ

**CANDELA DISTRIBUTION (continued):**

	90°	95°	105°	115°	125°	135°	145°	155°	165°	175°	180°
0°	867.5	867.5	867.5	867.5	867.5	867.5	867.5	867.5	867.5	867.5	867.5
2.5°	867.9	864.2	861.2	855.6	849.5	843.5	838.2	831.4	829.5	827.7	830.4
5°	870.7	866.9	856.0	839.0	820.1	802.5	784.8	769.8	760.4	755.3	758.3
7.5°	874.9	869.5	846.9	815.6	781.7	750.7	718.8	693.2	674.4	665.4	668.0
10°	878.6	868.3	831.4	784.4	734.8	688.8	638.5	596.8	565.9	549.6	553.6
12.5°	880.2	863.8	809.8	745.6	677.5	610.1	535.9	473.6	429.2	412.9	409.6
15°	881.8	858.6	786.0	701.3	608.3	512.9	409.0	334.4	297.5	289.4	287.6
17.5°	882.2	849.7	759.0	653.3	527.2	397.3	279.7	232.3	232.5	245.5	247.1
20°	878.0	836.4	726.3	593.6	430.0	274.7	192.0	183.9	213.8	246.5	250.5
22.5°	868.5	818.7	689.2	524.0	318.7	180.9	148.6	157.5	196.2	236.2	240.8
25°	856.4	797.3	645.4	443.3	211.0	129.3	124.6	135.5	161.6	188.4	191.0
27.5°	840.0	771.9	596.2	350.9	137.1	106.5	109.7	117.0	127.7	139.6	140.8
30°	818.7	741.6	543.6	255.9	103.5	95.8	100.4	104.3	108.9	115.6	116.2
32.5°	794.3	712.4	489.7	176.7	91.8	90.2	93.8	95.8	99.4	103.5	103.9
35°	773.9	684.7	433.8	125.0	86.9	86.1	88.5	89.3	92.6	97.2	97.6
37.5°	762.2	662.1	376.1	100.8	83.5	82.3	83.7	83.7	88.5	95.2	96.2
40°	763.0	649.6	318.3	91.0	80.7	79.1	79.3	79.3	85.5	92.8	93.4
42.5°	784.6	652.7	267.2	87.3	78.5	76.8	75.8	76.4	81.5	86.3	86.7
45°	835.4	675.1	219.2	84.9	76.4	75.8	73.6	73.4	75.4	77.6	77.6
47.5°	918.7	719.4	186.6	83.3	74.6	74.4	71.8	69.2	69.0	69.8	69.8
50°	1054.2	795.5	164.8	81.5	73.4	71.8	68.8	64.9	63.5	64.1	64.1
52.5°	1257.3	931.4	156.5	79.1	70.8	68.2	64.9	60.9	59.7	59.9	59.9
55°	1523.6	1140.1	155.3	76.4	68.0	63.9	61.1	58.1	56.7	57.1	57.1
57.5°	1849.1	1428.6	176.5	72.0	64.3	59.5	57.9	55.9	54.9	55.5	55.3
60°	2244.8	1806.3	261.8	67.4	60.5	55.5	55.5	53.9	53.2	53.7	53.6
62.5°	2700.6	2240.0	368.1	64.1	56.5	52.4	53.2	52.4	51.6	52.0	51.8
65°	3104.8	2522.7	344.7	61.5	52.6	49.4	50.8	50.4	49.8	50.2	50.0
67.5°	3116.5	2418.0	193.6	58.7	48.8	46.4	48.4	48.2	47.8	48.2	48.0
70°	2781.3	2041.7	109.1	53.6	44.8	42.8	45.6	45.4	45.0	45.8	45.6
72.5°	2228.3	1481.6	79.7	47.2	40.9	39.1	42.2	42.0	42.0	43.2	42.6
75°	1282.3	762.4	63.7	40.5	36.7	35.3	38.1	38.3	38.7	40.3	39.1
77.5°	365.5	237.6	52.0	34.3	31.5	30.9	33.7	34.1	34.3	36.1	34.5
80°	135.9	109.5	42.8	28.8	25.8	26.0	28.6	29.2	29.4	31.1	29.2
82.5°	86.7	72.2	34.7	22.2	20.2	20.0	23.2	24.0	24.0	24.2	23.0
85°	50.6	43.2	26.2	16.1	14.3	13.7	17.3	18.6	18.0	17.7	16.9
87.5°	33.9	29.8	16.1	8.9	7.7	7.3	10.1	11.1	10.7	10.1	9.5
90°	0.0	0.0	0.0	0.0	0.0	0.0	0.0	0.0	0.0	0.0	0.0

(END OF REPORT)